



TES: On Water Sign-On Sign-Off.

Background

OnWater is a web based extension of *TES*: the 'TopYacht Entry System'. Being web based, it can be used on any device (including hand held ones) that supports a web browser. This document is centred around using computers on shore

It allows sailors to sign on/sign off very quickly using a simple Web based interface. It can be accessed by a computer at the club or via the sailor's smart phone/tablet.

When used with the Keel Boat extension, it can be used to also capture the number of POB.

At a recent major OTB regatta, the sailors averaged 4 seconds each to sign on/off.

Prerequisites

Licences

- OnWater requires a TopYacht OnWater License Extension
See [TopYacht and TES Price Schedule](#)

Event Entry

- You have used TES as the event entry platform. Each competitor **must** be in the TES database for that event. **Boats directly added to the TopYacht database will not be shown for sign-on / sign off.** Boats in TopYacht that are retrospectively added to TES, must have the boat-id number (generated in side TES) added to TopYacht via Step 6.

On the Computer Hosting TopYacht

- Refer to Appendix 1 of the document: [TopYacht: The "EntUp" Process.](#)

In the Sign-On Sign-Off Muster Location

- You have one computer per race-course for sailors use –
 - Hide or remove the mouse and
 - (Preferably) use a water proof keyboard¹.
 - Configure so the computer opens the **OnWater** URL at boot time. *Bookmarking this URL is highly recommended.* See Appendix 1 for instructions as to how to obtain the URL.
- While the internet's data transfer is low per transaction, the response time of your internet link's upload capability needs to be about 2-seconds. Otherwise, the next user will be waiting for the transaction to complete. Excessive delays will render this system unusable.
- Identify a volunteer to change from 'sign-on' mode to 'sign-off' mode at some time after the last boat has left the beach. (Step 4)

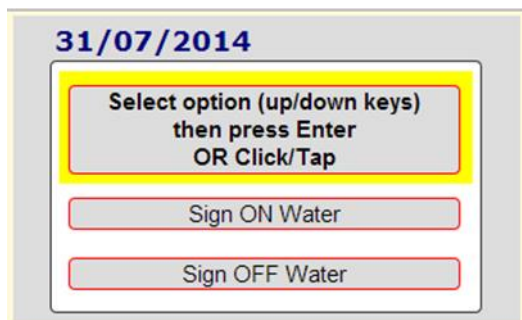
¹ See: <https://www.peacocks.com.au/products/hospital-healthcare-products/washable-keyboards-mice/seal-touch-glow-2-all-in-one-waterproof-keyboard>

The Steps...

Step 1. – Select the Race

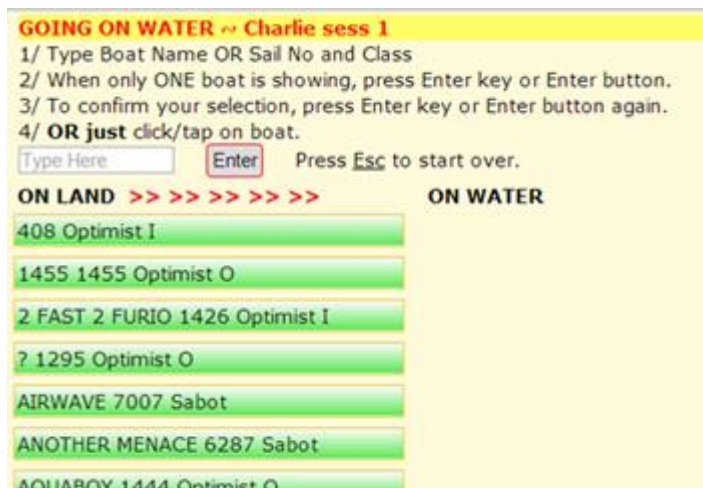
In the event of back-to-back races scheduled for the day, when the sign-on is released for competitor use, there may be more than one race session being displayed in the picking list. Best Practice is to choose the first. This will minimise the issues that will arise if the day's racing is cancelled after the sign-on process is partially (or fully) complete.

Step 2 – Select Mode



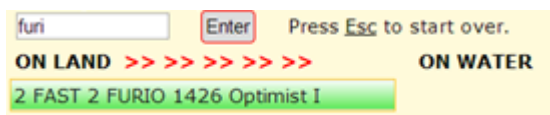
Before racing select the Sign ON Water mode. The Sign OFF Water simply swaps the position of the two columns seen in the screen shot that follow.

Step 3 – Going “On Water”

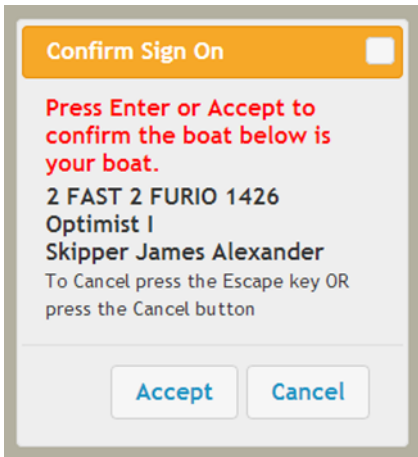


The sailor searches for the boat by starting to enter the boat name or sail number and class. The system searches for a string match in the entered information. The length of the picking list reduces as more characters are typed, and less matching possibilities are found. In most cases the system will find a unique match with just 3 or 4 letters/numbers that will locate their boat. It is not case sensitive.

E.g. “2 FAST 2 FURIO 1426 Optimist I” is located by just entering “furi”



A press of the Enter key on the keyboard brings up a confirmation dialog.



Another Enter confirms the sailor/boat identity. This moves the boat

ON LAND >>>>>>>>	ON WATER	
408 Optimist I	HAYWIRE 949 Optimist O	As more sailors sign on, the “on water” list grows while the “on land” list shrinks
1455 1455 Optimist O	OOEY GOOEY 1093 Optimist O	
? 1295 Optimist O	BUBBLING ALONG 786 Optimist O	
AIRWAVE 7007 Sabot	BOB 1277 Optimist O	
ANOTHER MENACE 6287 Sabot	2 FAST 2 FURIO 1426 Optimist I	
AQUABOY 1444 Optimist O		
ARCHERNATOR 3. 1429 Optimist O		

Step 4 – Select ‘Sign OFF-Water’ Mode



Before any boats return to the beach, a designated person must select the Sign OFF Water mode.²

Notes:

- The RO can select when the sign on list is available on the Web and when it is removed.
- Parents like the system as it is so easy to see who has not yet signed on or off.
- ROs like the system as they can see it on their tablet/smart phone while on the water in real time.

² Technically savvy folk may choose to install AnyDesk on the computer/s hosting Sign-on/Sign-off. By configuring AnyDesk appropriately, the On-water / Off Water selection can be made remotely.

The RO Interface.

Charlie sess 1 2014-07-31

.. On Water:5 .. Chk:0. .. On Land:115.

Entrants - click column headings to sort! Hint

No	SailNo	Fleet	BoatName	Chk	Note	WaterT	LandT
1	786	Optimist O	BUBBLING ALON	<input type="checkbox"/> Chk		10:09:01	
2	949	Optimist O	HAYWIRE	<input type="checkbox"/> Chk		10:09:07	
3	1093	Optimist O	OOEY GOOEY	<input type="checkbox"/> Chk		10:09:04	
4	1277	Optimist O	BOB	<input type="checkbox"/> Chk		10:08:58	
5	1426	Optimist I	2 FAST 2 FURI	<input type="checkbox"/> Chk		10:07:04	
6	85	Optimist I	I LOVE EXPLOS	<input type="checkbox"/> Chk			
7	268	Optimist O	SPICY RICE	<input type="checkbox"/> Chk			

- At the top there is a summary of the number 'on water' and 'on land'.
- The time each person signs on and signs off is visible and can be sorted on.
- The list can be sorted by any column.
- There is provision to do an 'on committee boat' confirmation check for each boat at the start line if you wish, using the Chk column.
- There is provision of a brief note eg "Retired damaged".
- Refreshing your Web browser gives you real time updates of who has signed on/off.

Associated Documents:

[TopYacht Web Times Users Guide](#)

[TopYacht: The "EntUp" Process](#)

[OnWater ~ Change Sail Numbers on the Fly](#)

Appendix 1

URL Formats (Current Format)

- Open a browser
- Enter this URL in the address line of the browser:
<https://topyacht.com.au/ow/nnnro>
where **nnn** is the Event ID (evid) (mandatory); and,
ro is to invoke the Race Officer review page (optional).

URL Formats (Superseded Format)

- Open a browser
- Enter this URL in the address line of the browser:
<https://topyacht.net.au/ow/dir.php>
This will open a list of all the links to the currently licensed On Water Clubs.

Folder Listing of Documents

File Name	File Date	File Size	Link
abc-16.htm	Sat 20/02/2016 17:10	844	View
abc-16a.htm	Fri 11/03/2016 20:30	835	View
abc-ro-16a.htm	Wed 09/03/2016 18:56	875	View
awkr17.htm	Thu 01/06/2017 12:25	887	View
b16s-16.htm	Mon 05/09/2016 09:01	847	View
b16s_17.htm	Thu 17/08/2017 21:13	876	View
b16s_17ro.htm	Thu 17/08/2017 21:13	898	View
b16s_18.htm	Mon 06/08/2018 11:13	875	View
b16s_18ro.htm	Mon 06/08/2018 11:13	898	View
b16s_otb_15.htm	Thu 12/03/2015 07:50	846	View

Muster Area computer/s

Club Year

Race Officer's Computer

Race-Officer's Screen


Click on [View](#) for your Club's required Display.

Appendix 2: Uploading Sessions to TES

See the separate document [TopYacht: The "EntUp" Process](#).

Scorer...

If there were any new entrants or sail no etc. changes, then immediately prior to entering finish times

into TopYacht do another 6a. Do **NOT** do another  !!

Appendix 3: Handling Abandoned Races

Best Practice is to delay the enable of Sign-on to as late as possible. (Clicking EntUp). By doing so the likelihood of racing being abandoned is likely.

However, even in the best planned circumstances, the weather may upset things, and racing gets abandoned before the first race of the day is completed (call this Race 6). The competitors return to the beach and sign off. On Water has fulfilled its sign-on/sign off requirements.

However, when race 6 is rerun, TES now has a set of timestamps for race 6 already recorded.

There is no user-level means available to purge these time stamps.

The only option available is to abandon race 6 and create/use race 7.

See *HELP | Setting Up Races | Change or Delete a Race | Abandon a Race for One or More Divisions*

Use TopYacht step 2 to change the date for race 7, and then carry out another EntUp in Step 6. Repeat for any other Web Times races set up already set up.

Appendix 4: Handling Incorrect Sign-on (or Sign off)

There is no formal method for handling competitors who sign on (or off) using an incorrect boat.

If this is done wilfully, then it should be handled by a protest committee under the heading of bad sportsmanship.

For a genuine mistake, then the following steps can be executed to circumvent the situation.

- From **another** terminal³, log in Sign Off Water as per '[The Steps...](#)' above
- Find the boat
- Set it back to "Off Water"
- On the sign-on terminal in the muster area, press F5 to refresh the screen.

It should be remembered that the sign-on and sign off time stamps remain in place. When the that competitor is correctly signed on (for the second time) the original sign-on time stamp will be over written, and the sign off time stamp will be overwritten then the competitor signs off at the end of the session.

Forensic examination of the time stamps may be needed to resolve ant disputes.

³ Another terminal is recommended so that it does not impede the sign-on process